

AMPLIMESH

SECURITY DOOR & WINDOW SCREENS



TRUST NEEDS TO BE EARN'T

We have secured **over 2 million Australian families** over the last 50 years and offer Australia's best warranty. You can trust Amplimesh® to secure your homes.



2 *million*
AUSTRALIAN
FAMILIES
SECURED

16 *year*
SUPASCREEN
WARRANTY

50 *years*
COMMERCIAL
EXPERIENCE

“

We really thought we would have to sacrifice our view for added security, but with Amplimesh® we have the best of both worlds. We couldn't be happier.

Lianne, Bendigo VIC

My mum had Amplimesh® on her home and she loved it – now I've got it on my family home. Love the fact our home is protected 24/7 even if we're on holidays.

Alina, Cottesloe WA

Staff were great from the first phone call to installation. Feel much more secure now and still have the great panoramic views of the beach.

Brett, Dee Why NSW

Amplimesh® partners with:



CHOOSE A SECURITY SCREEN DOOR



SLIDING DOORS



FOLDING DOORS

AMPLIMESH® SECURITY SCREEN DOORS ARE TESTED AGAINST THE STRICTEST AUSTRALIAN STANDARDS

**SECURITY TESTING**

Australian Standard
AS5039-2008 & AS5041-2003

**KNIFE SHEAR TEST**

Australian Standard
AS5039-2008 & AS5041-2003

**FIRE ATTENUATION TEST**

Australian Standard
AS1530.4-2005, Appendix B7

**BUSHFIRE COMPLIANCE**

Australian Standard AS3959-2009

**CYCLONE MISSILE IMPACTS**

Australian Standard
AS1170.2-2002, Clause 5.3.2

**CYCLONE MISSILE IMPACTS**

Australian Standard AS1170.2-2011



HINGED DOORS

SECURITY SCREEN

DOORS

Amplimesh® Security Screen Doors offer the comfort of fresh air flowing through your home with clear and unobstructed outdoor views. Their strength and durability also offer the peace of mind of knowing your home is secured.

WARRANTY:


SUPASCREEN

16
YEARS

INTRUDAGUARD

10
YEARS

Amplimesh® Security Screen Doors come in a range of formats, including hinged, sliding and folding, and are custom manufactured, measured and installed to suit your home. Your local Amplimesh® Authorised Expert will help you customise the finish and colour of your security screen product to match the architecture and design of your living space. Amplimesh® Security Screens not only stand the test of time but they look great in the process.





WINDOW EXIT SCREENS
(SLIDING STYLE)



WINDOW EXIT SCREENS
(PUSH OUT STYLE)

AMPLIMESH® SECURITY WINDOW SCREENS ARE TESTED AGAINST THE STRICTEST AUSTRALIAN STANDARDS



SECURITY TESTING

Australian Standard
AS5039-2008 & AS5041-2003



KNIFE SHEAR TEST

Australian Standard
AS5039-2008 & AS5041-2003



FIRE ATTENUATION TEST

Australian Standard
AS1530.4-2005, Appendix B7



BUSHFIRE COMPLIANCE

Australian Standard AS3959-2009



CYCLONE MISSILE IMPACTS

Australian Standard
AS1170.2-2002, Clause 5.3.2



CYCLONE MISSILE IMPACTS

Australian Standard AS1170.2-2011



KEEPING KIDS SAFE

Amplimesh® fixed security window screens are built using fall prevention technology.



SECURITY SCREENS for

WINDOWS

As windows increase in size, so does their attractiveness to thieves and other unwanted intruders. Amplimesh® Window Screens allow fresh air to flow through your home, while providing the peace of mind that your home is secure.

WARRANTY:

SUPASCREEN

16
YEARS


INTRUDAGUARD

10
YEARS

Amplimesh® Security Window Screens come in both fixed and exit formats. Amplimesh® Security Exit Screens maintain the same high level of security and great looks as fixed screens but with the added benefit that your family has a simple escape route in the case of an emergency. Exit screens come fitted with simple to operate, but child friendly push-open or slide-open mechanisms. Where fall prevention is the greater concern, Amplimesh® Fixed Window Screens are fitted with fall prevention technology which is designed and rated to prevent pushing the screens out from the inside when the screens are fitted at a higher level.

FIXED WINDOW SCREENS

CHOOSE THE PERFECT SECURITY SCREEN TO SUIT YOUR STYLE



SUPASCREEN® SECURITY MESH


When it comes down to the wire, on average, SupaScreen® has a 13% higher MPa material performance rating over the leading competitors' 304 grade mesh. SupaScreen® products have been strength proven to not only withstand the Australian Standard impact requirements of 5 x 100J impacts, but also additional singular impact performance testing of up to **2300J** and **3200J** for our commercial series.



INTRUDAGUARD® SECURITY MESH

IntrudaGuard® has one of the highest visibility ratings compared with similar perforated aluminium systems yet has a 13% tighter aperture, meaning less insects in your home. Strong and easy to maintain, IntrudaGuard® will look good all year round whilst offering outstanding protection.

Professionally installed	Custom made for you	Free measure and quote	Manufactured in Australia	Fall Prevention Suitable	Bushfire Region Suitable	Cyclonic Region Suitable
✓	✓	✓	✓	✓	✓	✓
✓	✓	✓	✓	✓	✓	✗

Knife Shear Test Pass	Insect Protection	UV Protection & WERS tested	Triple-lock locking system	Intruder Resistant	Impact Resistant	Custom Colours	Marine Grade	BAL Rating (Bushfire Attack Level)	Ventilation -Air Flow	Screen Aperture	Viewing Angle	Warranty	Price Range	Material
														
✓	✓	✓	✓	✓	✓	✓	✓	  # conditions apply, see note	41%	1.6mm	156°		\$\$	316 marine grade stainless steel (0.80mm high tensile) 970MPa
✓	✓	✓	✓	✓	✓	✓	✓		40%	2.0mm	119°		\$	5052 marine grade aluminium alloy (1.2mm)

*** Bushfire Testing for SupaScreen (Australian Standard AS3959-2009)**

Amplimesh tests its product to the limits. SupaScreen has been independently tested to BAL-40 (Bushfire Attack Level) and can be used on bushfire prone areas up to and including those rated to BAL-FZ when used in conjunction with a AS1530.8.1/2-2007 compliant window or door. SupaScreen offers excellent protection from ember attack, reduces radiant heat and will protect glass from the impact of burning debris.



Silver door handle




DON'T FORGET THE DETAILS

Our Amplimesh® Authorised Experts can help tailor your security screen door or window screen to your space by providing a variety of options including bug strips, pet doors and custom framing options.



Door closer



Pet door



Standard triple lock



Black door handle



Bug strip



Custom colour frames



Sliding door wheels

